

## Original Article

**Cite this article:** Kiekens G *et al* (2022). A longitudinal investigation of non-suicidal self-injury persistence patterns, risk factors, and clinical outcomes during the college period. *Psychological Medicine* 1–16. <https://doi.org/10.1017/S0033291722003178>

Received: 23 April 2022  
Revised: 16 September 2022  
Accepted: 20 September 2022












**Key words:**

College period; emerging adulthood; mental disorders; non-suicidal self-injury; persistence; suicidal thoughts and behaviors

**Author for correspondence:**

Glenn Kiekens,  
E-mail: [Glenn.Kiekens@kuleuven.be](mailto:Glenn.Kiekens@kuleuven.be)

# A longitudinal investigation of non-suicidal self-injury persistence patterns, risk factors, and clinical outcomes during the college period

Glenn Kiekens<sup>1,2</sup> , Laurence Claes<sup>1,3</sup> , Penelope Hasking<sup>4</sup> ,  
Philippe Mortier<sup>5,6</sup> , Erik Bootsma<sup>7,8</sup>, Mark Boyes<sup>4</sup> , Inez Myin-Germeys<sup>2</sup> ,  
Koen Demyttenaere<sup>9</sup> , Pim Cuijpers<sup>10</sup> , Ronald C. Kessler<sup>11</sup> ,  
Matthew K. Nock<sup>12</sup>  and Ronny Bruffaerts<sup>9,13</sup> 

<sup>1</sup>Faculty of Psychology and Educational Sciences, KU Leuven, Leuven, Belgium; <sup>2</sup>Center for Contextual Psychiatry, KU Leuven, Leuven, Belgium; <sup>3</sup>Faculty of Medicine and Health Sciences (CAPRI), University of Antwerp, Antwerp, Belgium; <sup>4</sup>Curtin enAble Institute & School of Population Health, Curtin University, Perth, Australia; <sup>5</sup>Health Services Research Unit, IMIM (Hospital del Mar Medical Research Institute), Barcelona, Spain; <sup>6</sup>CIBER en Epidemiología y Salud Pública, Madrid, Spain; <sup>7</sup>Laboratory of Molecular Bacteriology, Department of Microbiology and Immunology, Rega Institute, KU Leuven, Leuven, Belgium; <sup>8</sup>The KU Leuven – VIB Center for Microbiology, Leuven, Belgium; <sup>9</sup>Center for Public Health Psychiatry, KU Leuven, Leuven, Belgium; <sup>10</sup>Department of Clinical, Neuro and Developmental Psychology, Amsterdam Public Health Research Institute, Vrije Universiteit Amsterdam, Amsterdam, the Netherlands; <sup>11</sup>Department of Health Care Policy, Harvard Medical School, Boston, MA, USA; <sup>12</sup>Department of Psychology, Harvard University, Cambridge, MA, USA and <sup>13</sup>Institute for Social Research, Population Studies Center, University of Michigan, Ann Arbor, MI, USA

**Abstract**

**Background.** Although non-suicidal self-injury (NSSI) is known typically to begin in adolescence, longitudinal information is lacking about patterns, predictors, and clinical outcomes of NSSI persistence among emerging adults. The present study was designed to (1) estimate NSSI persistence during the college period, (2) identify risk factors and high-risk students for NSSI persistence patterns, and (3) evaluate the association with future mental disorders and suicidal thoughts and behaviors (STB).

**Methods.** Using prospective cohorts from the Leuven College Surveys ( $n = 5915$ ), part of the World Mental Health International College Student Initiative, web-based surveys assessed mental health and psychosocial problems at college entrance and three annual follow-up assessments.

**Results.** Approximately one in five (20.4%) students reported lifetime NSSI at college entrance. NSSI persistence was estimated at 56.4%, with 15.6% reporting a high-frequency repetitive pattern ( $\geq$  five times yearly). Many hypothesized risk factors were associated with repetitive NSSI persistence, with the most potent effects observed for pre-college NSSI characteristics. Multivariate models suggest that an intervention focusing on the 10–20% at the highest predicted risk could effectively reach 34.9–56.7% of students with high-frequency repetitive NSSI persistence (PPV = 81.8–93.4, AUC = 0.88–0.91). Repetitive NSSI persistence during the first two college years predicted 12-month mental disorders, role impairment, and STB during the third college year, including suicide attempts.

**Conclusions.** Most emerging adults with a history of NSSI report persistent self-injury during their college years. Web-based screening may be a promising approach for detecting students at risk for a highly persistent NSSI pattern characterized by subsequent adverse outcomes.

**Introduction**

Non-suicidal self-injury (NSSI), defined as the direct and deliberate damage of one's body tissue without suicidal intent (e.g. cutting and hitting oneself; International Society for the Study of Self-Injury, 2022), is a growing public health concern in colleges across the world. Lifetime prevalence of NSSI is estimated to be 17–20% among college students, with 12-month prevalence close to 8% and 0.8–2.3% meeting DSM-5 disorder criteria (Kiekens *et al.*, 2018b, 2021a; Swannell, Martin, Page, Hasking, & St John, 2014). From a developmental perspective, the college years mark the transition from adolescence to emerging adulthood, constituting a period of continued growth and exploration (Arnett, 2015). However, this is also a time characterized by psychosocial risk and increased vulnerability for NSSI (Bruffaerts *et al.*, 2018; Hamza, Goldstein, Heath, & Ewing, 2021a; Kiekens *et al.*, 2019). Young people who self-injure are at risk for several adverse outcomes, including reduced academic functioning (Kiekens

et al., 2016), difficulties in key developmental tasks (Gandhi et al., 2017; Robinson et al., 2018), and suicidal thoughts and behaviors (STB; Hamza & Willoughby, 2016). Findings such as this underscore the importance of timely intervention to prevent NSSI and potential future outcomes (e.g. suicide attempts).

The college years are increasingly recognized as a window of opportunity to implement risk screening for self-injurious behaviors (Mortier et al., 2017a, 2017b), address stigma (Hamza et al., 2021b), and provide evidence-based interventions (Lewis et al., 2019). For example, a recent study observed one-year incidence rates of NSSI in the 6–10% range and demonstrated the potential of screening approaches for detecting students at risk for an onset of NSSI (Kiekens et al., 2019). While these findings regarding college NSSI onset are encouraging, secondary preventive efforts focusing on persistent NSSI might also be needed as most begin NSSI in adolescence (Gandhi et al., 2018) – suggesting that for many emerging adults, it might be too late to prevent NSSI onset by the time they enter college. This highlights the importance of a good understanding of the course of persistent NSSI (Glenn, Jaroszewski, Milner, Kearns, & Nock, 2015), which is a prerequisite to clarifying risk factors and identifying students at high risk for ongoing NSSI. To this end, future work needs to extend previous knowledge in three critical ways. First, surprisingly little is known about the basic patterns of NSSI persistence. The few studies that have considered persistence patterns reported substantial variation. In a cross-national survey, 44% of those with a history of NSSI reported NSSI in the last 12 months (Kiekens et al., 2021a). Prospective studies with one-year follow-up assessments observed that 25–63% of youth who begin to self-injure as adolescents continue to self-injure in college (Glenn & Klonsky, 2011; Hamza & Willoughby, 2014). For instance, Hamza and Willoughby (2014) found that out of a convenience sample of 439 first-year students with lifetime NSSI, 30.5% reported NSSI at baseline but not follow-up (i.e. desist pattern), 9.6% reported NSSI only at follow-up (i.e. relapse pattern), and 15.5% reported NSSI at both time points (i.e. persistence pattern). Yet, most students (44.4%) indicated having ceased NSSI. However, as these studies included only one follow-up assessment, more work is needed to clarify patterns of NSSI persistence during the college period.

Second, scholars recently found that half of adolescents with stable repetitive NSSI report self-injury through their mid-twenties (Daukantaite et al., 2020), but also observed that the probability of stopping NSSI is highest between ages 18–21 (Turner, Helps, & Ames, 2022). This highlights the need to understand better what differentiates emerging adults who persist from those that cease NSSI. Identified risk factors include: emotional problems, problems with parents, borderline personality features, low emotion regulatory capabilities, and NSSI characteristics (including more frequent NSSI and a higher number of methods; Daukantaite et al., 2020; Glenn & Klonsky, 2011; Hamza & Willoughby, 2014; Kiekens et al., 2017). While some of these factors may represent an underlying vulnerability for NSSI, more work is needed to determine their salience for clinically meaningful NSSI persistence patterns. Importantly, as these initial prospective studies relied on small samples of students with persistent NSSI ( $n = 30–69$ ), they could not develop integrative models to help guide the deployment of resources to those in need of interventions at college entrance. Third, future work is needed to evaluate whether students who report persistent NSSI are at increased risk of mental disorders and STB compared to those who ceased NSSI. For instance, previous work has shown

that individuals who engage in NSSI are more likely to attempt suicide (on average three years later; Hamza & Willoughby, 2016; Kiekens et al., 2018a) than those without a history of NSSI. However, it remains unclear whether students with persistent NSSI are more likely to experience these outcomes than those who ceased NSSI.

The present study aims to address these gaps in the literature using a longitudinal sample of college students from the Leuven College Surveys (LCS), part of the WHO World Mental Health International College Student Initiative (Cuijpers et al., 2019). Our objectives were to (1) estimate NSSI persistence patterns during the first two college years, (2) investigate risk factors and identify high-risk students for NSSI persistence at college entrance, and (3) provide information about the prospective association between NSSI persistence patterns during the first two years and mental disorders, role impairment, and STB in the third college year. Consistent with a person-centered approach that considers heterogeneity in patterns of change (Hamza & Willoughby, 2014), we differentiated between a ceased (i.e. no NSSI in college), sporadic (i.e. 12-month NSSI in only one college year) and repetitive NSSI course (i.e. 12-month NSSI in both college years). Students with a sporadic course reported a relapse (i.e. NSSI only in year 2) or desisted NSSI (i.e. NSSI only in year 1), while the repetitive course was characterized by a low-frequency (i.e. NSSI at least once yearly, but not repetitively  $\geq 5$  NSSI acts) and high-frequency pattern (i.e. repetitively  $\geq 5$  NSSI acts). The high-frequency pattern matched the proposed frequency criterion for DSM-5 NSSI disorder (American Psychiatric Association, 2013). Building upon previous work, we investigated more than 50 predictors for these meaningfully different prospective patterns across sociodemographic variables, childhood-adolescent traumatic experiences, perceived stress and lack of social support, 12-month mental disorders, role impairment, and pre-college NSSI characteristics.

## Method

### *Procedure and sample*

The LCS is an overlapping panel design, with the present report presenting unpublished results from three cohorts with four waves of data obtained between September 2014 and May 2020. Recruitment involved three different phases and strategies at baseline. In the first phase, all incoming students were invited to participate as part of a routine psycho-medical checkup, with participants completing the survey on a desktop computer in the waiting room of the student health center. The second phase included secured electronic links sent to non-respondents of the first phase using customized emails. The third phase was identical to the second but emphasized a raffle for €20 store coupons. Each phase included reminders, with eight as the default maximum number of contacts. The third cohort was invited entirely via customized emails as the university no longer organized routine psycho-medical checkups from 2017 onwards. Students were contacted for the follow-up surveys at 12, 24, and 36 months after the baseline assessment. Personalized emails with unique electronic links to the follow-up surveys were sent, including up to seven reminder emails, with additional raffles for store coupons for students that stayed in the study.

A total of 5915 incoming students completed the baseline survey ( $N = 13\,103$ , Response Rate = 45.1%; 56.9% female,  $M_{age} = 18.3$ ,  $s.d. = 1.1$ ). Representativeness indicators were

calculated for each cohort and ranged from 0.84 to 0.89, suggesting that sample data are sociodemographically representative of the population cohorts (Schouten, Cobben, & Bethlehem, 2009). Of these, 3072 respondents participated in at least one follow-up survey (69.7% conditional response rate after adjusting for college attrition). Specifically, 1305 students participated in one follow-up survey, 922 in two follow-up surveys, and 845 in three follow-up surveys. This resulted in 2263 surveys at follow-up one, 1824 surveys at follow-up two, and 1597 surveys at follow-up three. Males who had completed vocational high school education had a higher likelihood of dropping out of the study (online Supplementary Table S1). Informed consent was obtained for each survey, and the University's Ethical Review Board approved the study.

## Measures

### Sociodemographic information

Sociodemographic variables included sex assigned at birth, age, nationality, parental financial situation, parental educational level, family composition, subject area enrollment, and high school track.

### NSSI prevalence, characteristics, and persistence

Using the self-report version of the well-validated Self-Injurious Thoughts and Behaviors Interview (SITBI; Nock, Holmberg, Photos, and Michel, 2007), lifetime NSSI was assessed with a checklist of 13 NSSI methods (e.g. cutting, burning, hitting) and an 'other' category. This measure has good construct validity ( $\kappa = 0.74\text{--}1.0$ ) and excellent test-retest reliability for the presence of NSSI ( $\kappa = 1.0$ ; Nock et al., 2007). The online version has also demonstrated excellent test-retest reliability for lifetime NSSI ( $\kappa = 0.94$ ), with most people reporting being more honest and accurate about their self-injury history online than in person (Fox et al., 2020a). Additional questions assessed age of onset, lifetime and past 12-month frequency of NSSI thoughts and behaviors, the future likelihood of NSSI, presence of urges, and medical treatment history for NSSI. Based on the four-function model (Bentley, Nock, & Barlow, 2014), respondents rated affective and social functions of NSSI (0 = little; 4 = very much/severe, cutoff >0). NSSI disorder was determined using proposed DSM-5 criteria (cf. Kiekens et al., 2018b). Finally, we determined the course and persistence of NSSI among incoming students with lifetime NSSI based on the reported past-year frequency of NSSI behavior during the 12 and 24-months follow-up assessments (coded as none, 1–4 acts, or  $\geq 5$  acts).

### Childhood-adolescent trauma

Traumatic experiences before the age of 17 were assessed at college entrance using 19 items based on the WHO Composite International Diagnostic Interview-3.0 (CIDI; Kessler & Ustun, 2004), the Adverse Childhood Experience Scale (Felitti et al., 1998), and the Bully Survey (Swearer & Cary, 2003). Seven types of trauma were assessed: parental psychopathology, physical abuse, emotional abuse, sexual abuse, neglect, bullying victimization (including verbal, indirect, physical, and cyberbullying), and dating violence. Previous studies revealed an excellent fit of the factor structure of the used items (Mortier et al., 2017a), with the response option 'rarely' used as the cutoff ('never', 'rarely', 'sometimes', 'often', 'very often') for experiencing each traumatic event except bullying where 'sometimes' was used in analyses (Nansel et al., 2001).

### Severe stress and lack of social support

We assessed current perceived stress using the MIDUS self-report scale (Kessler, Mickelson, Walters, Zhao, & Hamilton, 2004). Eight items assessed perceived stress in life overall and seven different life areas: financial situation, own health, love life, relationships with family, relationships with people at work/school, health and wellbeing of loved ones, and other problems experienced by loved ones. Items were answered on a 5-point Likert scale ranging from none to very severe, with 'severe' as the cutoff for identifying students with severe stress in a particular life domain in analyses. Using the Social Network section of the WHO CIDI-3.0 (Kessler & Ustun, 2004), students rated on a 4-point Likert scale ('a lot', 'some', 'a little', and 'not at all') whether they could rely on family and friends if they had a problem, with 'some' used as the cutoff for identifying students with a lack of social support (Kiekens et al., 2019). Current perceived stress and social support were reassessed during the follow-up assessments.

### Mental disorders and impairment

The WHO CIDI Screening Scales (Kessler et al., 2013a; Kessler & Ustun, 2004) were used to assess 12-month DSM-IV mood (major depressive and bipolar disorder) and anxiety (generalized anxiety and panic disorder) disorders. Clinical reappraisal studies generally indicate good concordance with structured clinical interviews (AUCs in the 0.70–0.78 range; Kessler et al., 2013a, 2013b), except for panic disorder, which demonstrated fair concordance in college students (AUC = 0.6; Ballester et al., 2019). The Alcohol Use Disorders Identification Test (AUDIT; Saunders, Aasland, Babor, de la Fuente, & Grant, 1993) was used to assess alcohol use disorder, with the version that we used (Babor, Higgs-Biddle, Saunders, & Monteiro, 2001) showing good concordance with clinical diagnosis (AUCs in the 0.78–0.91 range; Reinert & Allen, 2002). Additional items from the CIDI 3.0 were used to screen for an intermittent explosive disorder, eating disorder, psychotic disorder, and post-traumatic stress disorder. The 10-item McLean Screening Instrument for Borderline Personality Disorder (MSI-BPD; Zanarini et al., 2003) was used to screen for Borderline Personality Disorder. The MSI-BPD cutoff of 7 has been shown to have high sensitivity and specificity for BPD among individuals younger than 25 (>0.90; Zanarini et al., 2003). Finally, role impairment during the past year was assessed with a revised version of the Sheehan Disability Scale (Leon, Olfson, Portera, Farber, & Sheehan, 1997; Ormel et al., 2008), which assesses impairment in home management/chores, college-related and other work, close personal relationships, and social life. Impairment in these domains was defined as a  $\geq 7$  rating in analyses (Alonso et al., 2018). Twelve-month mental disorders (except borderline personality disorder) and role impairment were reassessed during the follow-up assessments.

### Suicidal thoughts and behaviors

Using a modified version of the Columbia Suicidal Severity Rating Scale (Posner et al., 2011), 12-month STB was assessed at college entrance: ideation (i.e. having thoughts of killing yourself or wishing you were dead), plan (i.e. thinking about how you might kill yourself or working out a plan of how to kill yourself), and attempt (i.e. purposefully hurt yourself with at least some intent to die). Twelve-month STB was reassessed during the follow-up assessments.



## Statistical analysis

Data were weighted to adjust for differences between survey respondents and non-respondents at baseline by calculating non-response propensity weights based on sociodemographic variables (Kiekens et al., 2016). Multivariate imputation (MI) by chained equations was used to adjust for survey attrition and nonresponse within surveys under a missing at random assumption (van Buuren, 2007). Using the R-package mice (Van Buuren & Groothuis-Oudshoorn, 2011), the final data consisted of 100 imputed datasets. All estimates were pooled using Rubin's rules (Rubin, 1987), with MI-adjusted standard errors obtained through the Taylor series linearization method. A series of logistic regression models were estimated to understand the associations between baseline predictors and patterns of NSSI persistence (i.e. 12 and 24 months after the baseline assessment) among students reporting a lifetime history of NSSI at college entrance. Measures of association were reported as odds ratios and associated 95% confidence intervals using Firth's penalized likelihood estimation (Heinze, 2006). To decrease the likelihood of interpreting significant results due to chance as true effects, we conducted global significance tests for polytomous variables and considered individual coefficients significant only if the global test was significant.

Bivariate models included each predictor separately for NSSI persistence patterns, controlling for relevant sociodemographic covariates. The best-fitting multivariate models within a particular risk domain were chosen using the Bayesian Information Criterion (Selig, Shaw, & Ankerst, 2020), with final integrative models including all significant predictors across risk domains. Individual cumulative risk probabilities were calculated based on these final integrative prediction models. Predicted probabilities were discretized into deciles (10 groups of equal size ordered by percentiles) and cross-classified with observed cases to visualize the concentration of risk associated with high composite predicted probabilities. Sensitivity was defined as the proportion of persistent cases found among predefined proportions of students with the highest predicted probabilities. Positive predictive value (PPV) was defined as the probability of persisting NSSI when estimated among predefined proportions of respondents with the highest predicted probabilities. The leave-one-out cross-validation method was used to correct the overestimation of prediction accuracy when estimating and evaluating model fit in a single sample (Efron, 1988).

Finally, we investigated the associations of NSSI persistence patterns during the first two follow-up assessments with 12-month mental disorders and STB at follow-up three (36 months after the baseline assessment). Multivariate logistic models controlled for sex, autoregressive effects, and comorbidities at college entrance in predicting these clinical outcomes during the third college year. Population-level estimates were estimated using population-attributable risk proportions (PARPs; Kessler et al., 2012). PARPs estimate the proportion of cases that could be prevented if it were possible to fully eliminate (presumed) causal risk factor(s). Analyses were performed with SAS (version 9.4) and R (version 3.6.1).

## Results

### Persistence patterns of NSSI during the first two college years

In total, 1208 students (20.4%, *s.e.* = 0.5%) reported lifetime NSSI at college entrance. Figure 1 presents the course of NSSI for these

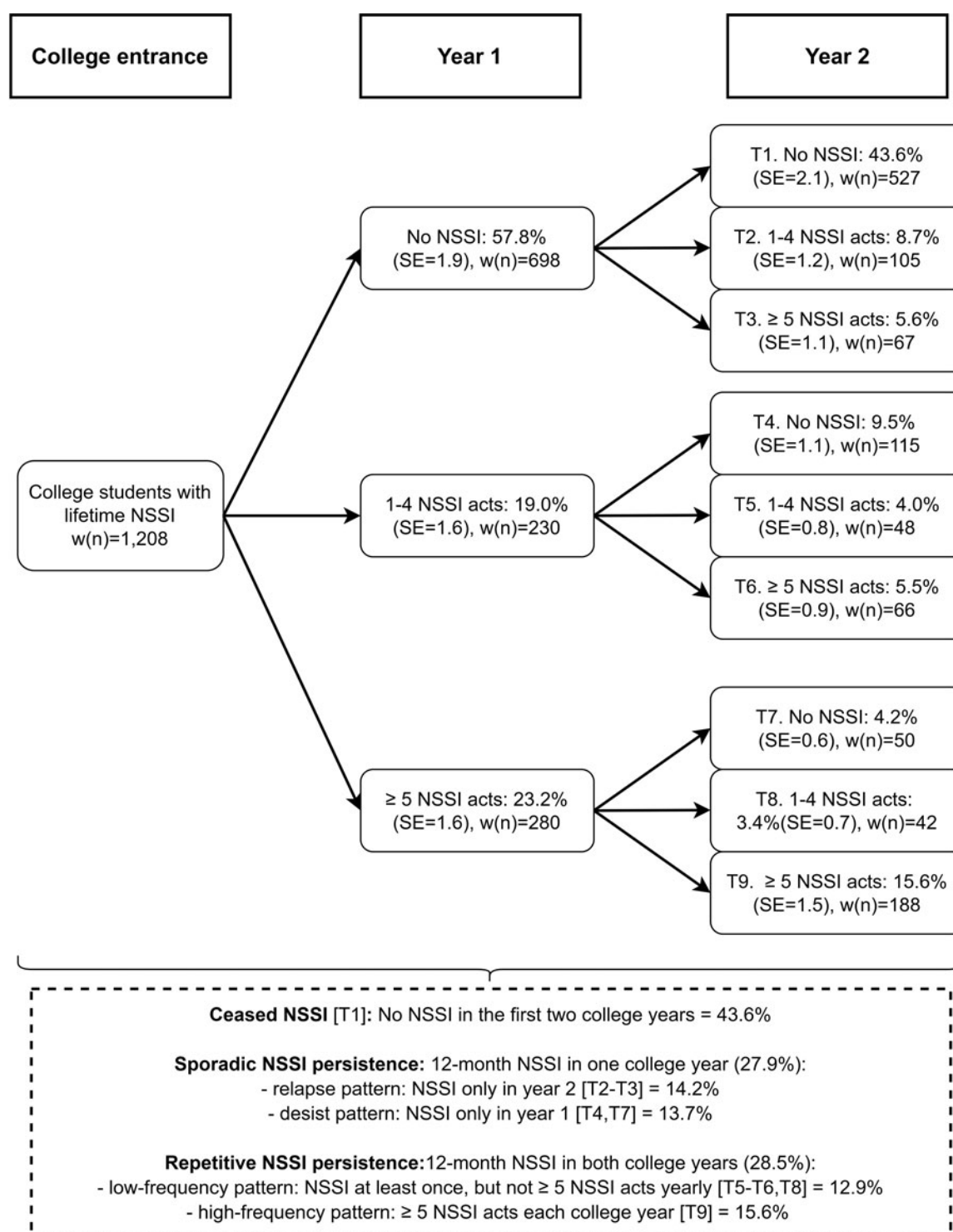
students. Although four out of ten students (43.6%, *s.e.* = 2.1) with a history of pre-college NSSI reported NSSI cessation, most (56.4%) students reported NSSI persistence during the first two college years. Of these, 27.9% (*s.e.* = 1.8) followed a sporadic and 28.5% (*s.e.* = 1.7) a repetitive NSSI course. Specifically, 14.2% (*s.e.* = 1.6) relapsed and 13.7% (*s.e.* = 1.5) desisted NSSI from year-1-to-year-2, whereas 12.9% (*s.e.* = 1.3) reported a low frequency and 15.6% (*s.e.* = 1.5) a high-frequency repetitive pattern. Of all sociodemographic variables, females were significantly more likely to follow a repetitive course (*OR* = 1.7–2.1; online Supplementary Table S2). Therefore, sex assigned at birth was included as a covariate in all analyses.

### Risk factors and prediction of sporadic and repetitive NSSI persistence

Inspecting risk domains to predict sporadic and repetitive NSSI persistence revealed several notable findings (Tables 1–3). First, childhood-adolescent traumatic experiences were generally associated with an increased risk of a repetitive NSSI course (*OR*s = 1.6–4.2; Table 1) but did not predict whether students relapsed or desisted NSSI. Students with a repetitive course also reported more traumatic experiences than those with a sporadic NSSI course (Table 1). Second, five of the seven life areas and the number of life areas with severe stress were associated with only high-frequency repetitive NSSI (*OR*s = 2.0–3.6). Furthermore, while severe life stress was associated with all persistence patterns (Table 1), this effect appeared stronger for students with a repetitive than sporadic course (*OR* = 1.9). The latter was also observed for lack of family support (*OR* = 1.7).

Third, most mental disorders were associated with a repetitive course (*OR*s from 1.6 for intermittent explosive disorder to 10.0 for bipolar disorder; Table 2), and three mental disorders (i.e. major depressive disorder, generalized anxiety disorder, and borderline personality disorder) predicted 12-month NSSI only in year 1 (i.e. desist pattern). However, mental disorders at college entrance were not significantly associated with a relapse of NSSI from year-1-to-year-2. A similar finding was observed for role impairment. Given this pattern of findings, we performed additional analyses investigating whether psychosocial risk factors at the first follow-up could predict which students relapse and desist NSSI from year-1-to-year-2 (online Supplementary Tables S3 and S4). The presence of mental disorders at follow-up one did also not predict relapse, but severe life stress and impairment in maintaining personal relationships were significantly associated with a relapse over the next year (*OR*s = 2.0–2.2). Similarly, students who reported more stress and mental disorders, as well as lack of family support and impairments in various domains, were more likely to persist than desist from year-1-to-year-2. Finally, pre-college NSSI characteristics (except age of onset) were significantly associated with an increased risk of NSSI persistence (Table 3), with the highest odds for the high-frequency repetitive pattern. The most substantial bivariate effects in predicting repetitive NSSI persistence were observed for 5+ NSSI thoughts (*OR*s = 14.5–39.3) and acts (*OR*s = 8.6–28.0) in the past year, high likelihood (+50%) of future NSSI (*OR*s = 9.6–21.3), and NSSI disorder (*OR*s = 10.5–30.3). While some pre-college characteristics were also associated with NSSI in the first year (i.e. desist pattern), only past-year NSSI (5+ acts) was associated with a relapse pattern.

We then constructed multivariate risk prediction models that included selected factors across these different risk domains



**Fig. 1.** The course of NSSI during the first two college years (first and second follow-up assessment) among students with a lifetime history of NSSI at college entrance (baseline assessment).

(online Supplementary Tables S5–S8). Most risk factors became non-significant in the integrative multivariate models (online Supplementary Tables S9 and S10), except for NSSI thoughts, acts, and methods. The generated cumulative risk probabilities showed mediocre performance for detecting a sporadic course (cross-validated AUC = 0.62) and good performance for detecting incoming students at risk for repetitive NSSI persistence (cross-

validated AUC = 0.83; Table 4), with the highest accuracy for the high-frequency pattern (cross-validated AUC = 0.88). Sensitivity estimates for different proportions of students at the highest predicted risk show that an intervention that, for instance, targets the 10–20% at highest risk would effectively reach 34.9–56.7% of students that would engage in high-frequency repetitive NSSI persistence with relatively few false positives (PPV = 81.8–

**Table 1.** Trauma, perceived stress, and lack of social support as predictors of NSSI persistence patterns during the first two college years ( $n = 1208$ )

	Prevalence <sup>a</sup>		Sporadic course: NSSI in one year		Repetitive course: NSSI in both college years		Repetitive v. sporadic course <sup>c</sup>
			Relapse pattern: NSSI only in year 2 <sup>b</sup>	Desist pattern: NSSI only in year 1 <sup>b</sup>	Low-frequency pattern: NSSI yearly, but not repetitively $\geq 5$ NSSI acts <sup>b</sup>	High-frequency pattern: $\geq 5$ acts yearly <sup>b</sup>	
	w(n)	w(%)	s.e.	aOR (95% CI)	aOR (95% CI)	aOR (95% CI)	aOR (95% CI)
Risk factor domain: childhood-adolescent traumatic experiences							
Parental psychopathology	572	47.3	1.5	1.3 (0.8–2.1)	1.1 (0.7–1.7)	<b>1.6 (1.0–2.5)</b>	<b>1.6 (1.1–2.5)</b>
Physical abuse	145	12.0	1.0	1.7 (0.8–3.8)	1.5 (0.7–3.3)	<b>2.6 (1.3–5.0)</b>	<b>1.8 (1.0–3.3)</b>
Emotional abuse	429	35.6	1.5	1.5 (0.9–2.4)	1.3 (0.8–2.2)	<b>1.7 (1.1–2.7)</b>	1.4 (1.0–2.2)
Sexual abuse	36	3.0	0.5	2.2 (0.4–12.7)	1.2 (0.1–10.5)	3.3 (0.8–14.7)	<b>4.2 (1.2–15.1)</b>
Neglect	166	13.8	1.1	1.5 (0.7–3.2)	1.5 (0.8–3.1)	<b>2.2 (1.1–4.1)</b>	1.5 (0.9–2.7)
Dating violence	157	13.0	1.0	1.3 (0.6–2.8)	1.7 (0.8–3.5)	2.0 (1.0–3.9)	<b>2.4 (1.3–4.4)</b>
Bully victimization	599	49.6	1.5	1.1 (0.7–1.7)	<b>1.6 (1.0–2.5)</b>	<b>1.6 (1.0–2.4)</b>	<b>1.5 (1.0–2.3)</b>
Any traumatic experience	920	76.2	1.3	1.2 (0.7–2.1)	1.5 (0.9–2.6)	<b>1.8 (1.0–3.3)</b>	<b>1.9 (1.1–3.2)</b>
Number of trauma types: None	288	23.8	1.3	(ref)	(ref)	(ref)	(ref)
Exactly 1	313	25.9	1.4	1.0 (0.5–1.9)	1.2 (0.6–2.3)	1.3 (0.6–2.5)	1.4 (0.7–2.7)
Exactly 2	270	22.4	1.3	1.0 (0.5–2.1)	1.5 (0.8–3.0)	1.5 (0.7–3.1)	<b>2.9 (1.4–6.0)</b>
Exactly 3	188	15.5	1.1	1.5 (0.7–3.3)	1.9 (0.9–3.9)	<b>2.6 (1.2–5.7)</b>	<b>2.3 (1.2–4.4)</b>
3+	150	12.4	1.0	2.0 (0.9–4.6)	1.9 (0.8–4.7)	<b>4.0 (1.8–8.7)</b>	<b>2.9 (1.4–6.0)</b>
$F$ (df) ( $p$ value) <sup>d</sup>				1.05 (4) [0.380]	1.07 (4) [0.372]	4.06 (4) [0.003]	9.38 (4) [ $<0.001$ ]
Risk factor domain: perceived stress and lack of social support							
Life areas with severe stress:							
Financial situation	140	11.6	1.0	1.4 (0.6–3.0)	1.1 (0.5–2.5)	1.6 (0.8–3.2)	<b>2.1 (1.1–3.9)</b>
Own health	149	12.3	1.1	0.9 (0.4–2.0)	1.1 (0.5–2.2)	1.1 (0.6–2.3)	1.2 (0.7–2.2)
Love life	317	26.3	1.4	1.3 (0.8–2.4)	1.1 (0.7–2.0)	1.4 (0.8–2.5)	<b>2.1 (1.3–3.4)</b>
Relationship with family	215	17.8	1.2	1.4 (0.7–2.5)	1.3 (0.7–2.4)	1.8 (1.0–3.2)	<b>2.1 (1.3–3.6)</b>
Relationships at work/school	215	17.8	1.2	1.1 (0.6–2.2)	1.2 (0.6–2.2)	<b>1.9 (1.1–3.3)</b>	<b>2.0 (1.2–3.3)</b>
Health of loved ones	212	17.5	1.2	0.9 (0.5–1.9)	1.3 (0.7–2.4)	1.1 (0.6–2.1)	1.2 (0.7–2.0)
Other problems loved ones	222	18.4	1.2	1.1 (0.6–2.1)	1.4 (0.8–2.5)	1.5 (0.8–2.8)	<b>2.2 (1.3–3.6)</b>

Number of life areas: None	546	45.2	1.6	(ref)	(ref)	(ref)	(ref)
Exactly 1	275	22.7	1.4	1.2 (0.7–2.1)	1.8 (1.0–3.1)	1.3 (0.7–2.5)	1.3 (0.8–2.2)
Exactly 2	167	13.8	1.1	1.4 (0.7–2.8)	1.1 (0.5–2.4)	1.8 (0.8–3.7)	<b>2.0 (1.1–3.9)</b>
Exactly 3	107	8.9	0.9	1.3 (0.5–3.2)	1.3 (0.5–3.0)	1.3 (0.5–3.7)	<b>2.4 (1.2–5.0)</b>
3+	113	9.4	0.9	1.3 (0.5–3.2)	1.5 (0.7–3.5)	2.6 (1.2–5.7)	<b>3.6 (1.8–7.2)</b>
<i>F</i> (df) ( <i>p</i> value) <sup>d</sup>			0.49 (4) [0.743]	0.44 (4) [0.783]	2.13 (4) [0.075]	4.17 (4) [0.002]	1.87 (4) [0.115]
Severe stress in life overall	323	26.7	1.4	<b>1.8 (1.1–3.1)</b>	<b>1.8 (1.1–3.1)</b>	<b>2.5 (1.5–4.4)</b>	<b>4.3 (2.7–6.9)</b>
Lack of social support:							
Family	402	33.3	1.5	1.6 (1.0–2.8)	1.4 (0.8–2.4)	<b>2.1 (1.3–3.4)</b>	<b>3.1 (1.9–4.9)</b>
Friends	461	38.2	1.6	1.3 (0.8–2.2)	1.4 (0.9–2.2)	1.6 (1.0–2.5)	<b>2.1 (1.3–3.2)</b>
							1.4 (0.9–2.1)

<sup>a</sup>Prevalence estimates of candidate risk factors at college entrance among 1208 students with a history of NSSI at college entrance.

<sup>b</sup>Each cell displays the result of a separate bivariate model, including the variable specified in the row as a predictor and controlling for sex assigned at birth, with the ceased course without NSSI in college as the reference group.

<sup>c</sup>Each cell displays the result of a separate bivariate model, including the variable specified in the row as a predictor and controlling for sex assigned at birth, with the repetitive course as the predicted outcome and the sporadic course as the reference group.

<sup>d</sup>Omnibus *F*-test to evaluate joint-significance of categorical predictors across 100 imputed datasets. *w*(*n*) = weighted number of cases, *w*(%) = weighted proportion, *aOR* = Adjusted Odds Ratio, *df* = degrees of freedom. Significant odds ratios are shown in bold ( $\alpha = 0.05$ ).

93.4). Sensitivity was lower for sporadic persistence, with 6.8–17.0% cases among 10–20% at the highest risk, although PPV remained relatively high (67.9–80.9) in these high-risk strata.

### Twelve-month clinical outcomes in the third college year

Table 5 shows the prospective associations between NSSI persistence patterns during the first two years and 12-month mental disorders, role impairment, and STB during the third college year. Students with a repetitive course were at increased risk for various types and a greater number of mental disorders and role impairments relative to peers who ceased NSSI (*ORs* = 1.9–18.3), with consistently higher odds for the high-frequency repetitive pattern. Similarly, even after controlling for mental disorders and STB at college entrance, repetitive NSSI persistence predicted 12-month suicide ideation (*ORs* = 2.2–2.6), plans (*ORs* = 4.5–9.2), and attempts (*ORs* = 9.8–21.1) in the third college year. Students with a repetitive course were also at higher risk for most clinical outcomes than those with sporadic persistence. However, there was a stark difference in the risk pattern of the two sporadic groups. While students who relapsed were at risk for three out of nine mental disorders (i.e. generalized anxiety, intermittent explosive, and post-traumatic stress disorders), various role impairments, and making suicide plans, no single clinical outcome was elevated for students that desisted NSSI from year-1-to-year-2. Finally, we calculated PARPs among students with lifetime NSSI. This revealed that 7.1% of mental disorders (5.1% for repetitive NSSI), 20.3% of severe impairment (15.4% for repetitive NSSI), 44.9% of suicide plans (33.8% for repetitive NSSI), and 69.6% of suicide attempts (53.0% for repetitive NSSI) in the third college year might have been preventable if it were possible to detect and treat all students with persistent NSSI.

### Discussion

This prospective study provides new information about the patterns, predictors, and subsequent clinical outcomes of NSSI persistence during college. Several key findings emerged that require further comment. First, more than half of students with a history of NSSI reported persistent NSSI during the first two college years. Although most students reported a sporadic course (27.9%) or a low-frequency repetitive pattern (12.9%), we identified a smaller group (15.6%) with a high-frequency repetitive pattern consistently above the DSM-5 frequency threshold for NSSI disorder. Second, few psychosocial risk factors were associated with a sporadic course, but many were (weakly) associated with a repetitive NSSI course. Third, pre-college NSSI characteristics (i.e. frequency of thoughts, behavior, and number of methods) predicted the course of NSSI most powerfully, with integrative models providing good performance for detecting incoming students at risk for a high-frequency repetitive pattern. Fourth, students with a repetitive NSSI course or a relapse were at risk for adverse clinical outcomes.

A critical finding is that most emerging adults with a history of NSSI report persistent NSSI during their college years. That this typically constitutes sporadic or low-frequency repetitive NSSI is consistent with the observation that most young people's path to recovery involves temporary setbacks and (re)lapses (Lewis & Hasking, 2021). However, the fact that 15.6% reports a more chronic course with repetitively 5 or more NSSI acts and strongly elevated odds of future suicidal plans and attempts is cause for concern. Previous studies have shown that young people who

**Table 2.** Twelve-month mental disorders and role impairment as predictors of NSSI persistence during the first two college years (*n* = 1208)

Risk factor domain: mental disorders and associated impairment	Prevalence <sup>a</sup>			Sporadic course: NSSI in one year			Repetitive course: NSSI in both college years			Repetitive v. sporadic course <sup>c</sup>
	w(n)	w(%)	s.e.	Relapse pattern: NSSI only in year 2 <sup>b</sup>	Desist pattern: NSSI only in year 1 <sup>b</sup>	Low-frequency pattern: NSSI yearly, but not repetitively ≥5 NSSI acts <sup>b</sup>	High-frequency pattern: ≥5 acts yearly <sup>b</sup>			
								aOR (95% CI)	aOR (95% CI)	
Major depressive disorder	345	28.5	1.3	1.4 (0.8-2.4)	<b>1.7 (1.0-2.7)</b>	<b>2.4 (1.5-3.9)</b>	<b>2.3 (1.4-3.6)</b>	<b>1.5 (1.0-2.3)</b>		
Generalized anxiety disorder	277	22.9	1.2	1.4 (0.7-2.6)	<b>2.2 (1.3-3.9)</b>	<b>2.3 (1.4-4.0)</b>	<b>3.8 (2.4-6.1)</b>	<b>1.8 (1.1-2.7)</b>		
Panic disorder	79	6.6	0.7	0.7 (0.2-2.4)	2.0 (0.8-4.8)	1.4 (0.6-3.7)	<b>3.2 (1.6-6.7)</b>	1.9 (0.9-3.9)		
Bipolar disorder	61	5.1	0.6	2.2 (0.5-9.7)	3.1 (0.8-11.7)	<b>4.7 (1.5-14.7)</b>	<b>10.0 (3.6-27.4)</b>	<b>2.9 (1.1-7.1)</b>		
Alcohol use disorder	97	8.0	0.8	1.8 (0.7-4.1)	1.5 (0.6-3.8)	<b>2.3 (1.0-5.2)</b>	1.7 (0.7-4.0)	1.2 (0.6-2.5)		
Intermittent explosive disorder screen	490	40.6	1.4	1.2 (0.7-2.0)	1.3 (0.8-2.0)	1.4 (0.9-2.2)	<b>1.6 (1.0-2.5)</b>	1.2 (0.8-1.8)		
Post-traumatic stress disorder screen	693	57.4	1.4	1.2 (0.7-2.0)	1.2 (0.7-1.9)	<b>1.7 (1.0-2.7)</b>	<b>2.1 (1.3-3.2)</b>	<b>1.6 (1.0-2.4)</b>		
Eating disorder screen	305	25.2	1.3	0.9 (0.5-1.7)	1.4 (0.8-2.3)	1.5 (0.9-2.5)	<b>1.8 (1.1-2.8)</b>	1.5 (0.9-2.3)		
Psychotic disorder screen	185	15.3	1.3	1.5 (0.7-3.1)	1.5 (0.7-3.0)	1.8 (0.9-3.5)	<b>2.2 (1.2-4.2)</b>	1.4 (0.8-2.5)		
Borderline personality disorder screen	271	22.4	1.6	1.6 (0.9-3.0)	<b>1.9 (1.1-3.4)</b>	<b>2.6 (1.5-4.6)</b>	<b>3.4 (2.0-5.9)</b>	<b>1.7 (1.1-2.8)</b>		
Any disorder	1005	83.2	1.1	1.3 (0.7-2.4)	1.7 (0.9-3.3)	<b>2.2 (1.0-4.6)</b>	<b>2.4 (1.3-4.6)</b>	1.6 (0.8-2.9)		
Number of mental disorders: None	203	16.8	1.1	(ref)	(ref)	(ref)	(ref)	(ref)		
Exactly 1	287	23.8	1.3	1.1 (0.5-2.2)	1.2 (0.6-2.7)	1.4 (0.6-3.3)	1.0 (0.5-2.3)	1.1 (0.5-2.3)		
Exactly 2	235	19.4	1.3	1.2 (0.6-2.6)	1.5 (0.7-3.3)	1.6 (0.7-3.9)	1.6 (0.8-3.6)	1.2 (0.6-2.5)		
Exactly 3	191	15.8	1.2	1.4 (0.6-3.3)	1.8 (0.8-4.4)	<b>2.7 (1.1-6.7)</b>	<b>3.0 (1.4-6.6)</b>	1.8 (0.8-3.7)		
3+	292	24.2	1.3	1.8 (0.8-4.0)	2.7 (1.2-5.9)	<b>4.0 (1.7-9.3)</b>	<b>5.5 (2.7-11.5)</b>	2.2 (1.1-4.5)		
F (df) (p value) <sup>d</sup>				0.68(4) [0.603]	1.98(4) [0.097]	4.35(4) [0.002]	9.57(4) [ $<0.001$ ]	2.31(4) [0.057]		
Role impairment:										
Home management	73	6.1	0.7	1.8 (0.6-5.4)	<b>2.7 (1.1-6.7)</b>	2.6 (1.0-6.9)	<b>4.4 (2.0-9.8)</b>	1.6 (0.8-3.3)		
College-related and other work	156	12.9	1.0	1.4 (0.7-3.1)	<b>2.0 (1.0-3.8)</b>	<b>2.1 (1.1-4.1)</b>	<b>2.8 (1.5-5.1)</b>	1.5 (0.9-2.5)		
Close personal relationships	191	15.8	1.1	1.8 (0.9-3.6)	1.7 (0.9-3.5)	<b>2.6 (1.4-4.7)</b>	<b>4.5 (2.7-7.7)</b>	<b>2.0 (1.2-3.4)</b>		
Social life	192	15.9	1.1	1.5 (0.8-3.1)	1.5 (0.8-3.0)	<b>2.1 (1.1-3.9)</b>	<b>3.5 (2.1-5.9)</b>	<b>1.8 (1.1-3.0)</b>		
Any domain	328	27.1	1.3	1.6 (0.9-2.9)	<b>1.9 (1.1-3.2)</b>	<b>2.4 (1.4-3.9)</b>	<b>4.1 (2.6-6.5)</b>	<b>1.8 (1.2-2.8)</b>		

<sup>a</sup>Prevalence estimates of candidate risk factors at college entrance among 1208 students with a history of NSSI at college entrance.  
<sup>b</sup>Each cell displays the result of a separate bivariate model, including the variable specified in the row as a predictor and controlling for sex assigned at birth, with the ceased course without NSSI in college as the reference group.  
<sup>c</sup>Each cell displays the result of a separate bivariate model, including the variable specified in the row as a predictor and controlling for sex assigned at birth, with the repetitive course as the predicted outcome and the sporadic course as the reference group.  
<sup>d</sup>Omnibus *F*-test to evaluate joint-significance of number of mental disorders across 100 imputed datasets. *w*(%) = weighted number of cases, *w*(%) = weighted proportion, OR = Adjusted Odds Ratio, df = degrees of freedom. Significant odds ratios are shown in bold ( $\alpha = 0.05$ ).



**Table 3.** Non-suicidal self-injury characteristics as predictors of NSSI persistence during the first two college years ( $n = 1208$ )

Risk factor domain: NSSI characteristics	Sporadic course: NSSI in one year			Repetitive course: NSSI in both college years		
	Prevalence <sup>a</sup>		Desist pattern: NSSI only in year 1 <sup>b</sup>	Low-frequency pattern: NSSI yearly, but not repetitively $\geq 5$ NSSI acts <sup>b</sup>		High-frequency pattern: $\geq 5$ acts yearly <sup>b</sup>
	w(n)	w(%)		aOR (95% CI)	aOR (95% CI)	aOR (95% CI)
Onset NSSI: $\leq 12$ years	486	40.2	1.4	(ref)	(ref)	(ref)
13–16 years	581	48.1	1.5	1.5 (0.9–2.4)	1.1 (0.7–1.8)	1.0 (0.6–1.5)
$\geq 17$ years	141	11.7	1.0	1.4 (0.7–2.9)	1.3 (0.6–2.5)	0.5 (0.2–1.3)
$F$ (df) ( $p$ value) <sup>d</sup>				1.13 (2) [0.325]	0.41 (2) [0.665]	1.22 (2) [0.295]
Lifetime NSSI: 1–4 acts	631	52.2	1.5	(ref)	(ref)	(ref)
5–20 acts	326	27.0	1.3	1.1 (0.6–2.0)	1.5 (0.9–2.6)	<b>2.1 (1.2–3.7)</b>
21–50 acts	125	10.3	0.9	1.7 (0.7–4.2)	<b>2.9 (1.3–6.4)</b>	<b>10.9 (5.1–23.4)</b>
51+ acts	127	10.5	0.9	2.0 (0.7–5.3)	<b>3.7 (1.5–9.3)</b>	<b>26.0 (12.2–55.7)</b>
$F$ (df) ( $p$ value) <sup>d</sup>				0.99 (3) [0.396]	4.27 (3) [0.005]	34.70 (3) [ $<0.001$ ]
NSSI thoughts past year: None	804	66.6	1.4	(ref)	(ref)	(ref)
1–4 times	238	19.7	1.2	1.1 (0.6–2.1)	<b>2.0 (1.1–3.6)</b>	<b>3.2 (1.8–5.8)</b>
5+ times	166	13.7	1.0	2.5 (0.9–7.4)	<b>10.6 (4.3–26.3)</b>	<b>39.3 (17.1–90.7)</b>
$F$ (df) ( $p$ value) <sup>d</sup>				1.56 (2) [0.211]	15.52 (2) [ $<0.001$ ]	50.78 (2) [ $<0.001$ ]
NSSI past year: None	558	46.2	1.5	(ref)	(ref)	(ref)
1–4 acts	476	39.4	1.4	1.5 (0.9–2.5)	<b>1.8 (1.1–3.0)</b>	<b>3.1 (1.8–5.5)</b>
5+ acts	175	14.5	1.0	<b>2.9 (1.2–7.1)</b>	<b>4.5 (2.0–10.4)</b>	<b>28.0 (13.8–56.8)</b>
$F$ (df) ( $p$ value) <sup>d</sup>				3.75 (2) [0.024]	7.16 (2) [ $<0.001$ ]	54.63 (2) [ $<0.001$ ]
Number of NSSI methods: Exactly 1	506	41.9	1.4	(ref)	(ref)	(ref)
Exactly 2	283	23.4	1.2	1.1 (0.6–1.9)	1.4 (0.8–2.5)	<b>2.3 (1.2–4.4)</b>
Exactly 3	172	14.2	1.0	1.6 (0.8–3.1)	1.8 (0.9–3.7)	<b>4.0 (1.9–8.2)</b>
3+	247	20.5	1.2	1.8 (0.9–3.8)	<b>3.2 (1.6–6.1)</b>	<b>13.1 (6.9–24.6)</b>
$F$ (df) ( $p$ value) <sup>d</sup>				1.14 (3) [0.330]	4.04 (3) [0.007]	27.37 (3) [ $<0.001$ ]
NSSI functions:						
Automatic negative reinforcement	902	74.7	1.3	1.0 (0.6–1.6)	1.2 (0.7–1.9)	1.6 (1.0–2.8)
Automatic positive reinforcement	485	40.2	1.4	1.3 (0.8–2.1)	1.6 (1.0–2.5)	<b>3.2 (2.1–4.9)</b>
						<b>1.9 (1.3–2.8)</b>

(Continued)

**Table 3.** (Continued.)

Risk factor domain: NSSI characteristics	Sporadic course: NSSI in one year			Repetitive course: NSSI in both college years		
	Prevalence <sup>a</sup>		Relapse pattern: NSSI only in year 2 <sup>b</sup> aOR (95% CI)	Desist pattern: NSSI only in year 1 <sup>b</sup> aOR (95% CI)	Low-frequency pattern: NSSI yearly, but not repetitively $\geq 5$ NSSI acts <sup>b</sup> aOR (95% CI)	High-frequency pattern: $\geq 5$ acts yearly <sup>b</sup> aOR (95% CI)
	w(n)	w(%)				
Social negative reinforcement	373	30.8	1.3	1.1 (0.7–1.7)	1.4 (0.9–2.3)	<b>2.0 (1.3–3.1)</b>
Social positive reinforcement	328	27.1	1.3	0.8 (0.5–1.4)	1.3 (0.8–2.1)	1.2 (0.8–1.9)
Uncontrollable urges before NSSI	226	18.7	1.1	1.2 (0.6–2.3)	<b>2.2 (1.2–4.0)</b>	<b>5.1 (3.2–8.2)</b>
Likelihood of future NSSI: 0%	536	44.3	1.5	(ref)	(ref)	(ref)
1–50%	548	45.4	1.5	1.3 (0.8–2.1)	<b>2.5 (1.5–4.2)</b>	<b>3.9 (2.3–6.7)</b>
51–100%	124	10.3	0.9	2.2 (0.8–6.5)	<b>5.6 (2.4–13.1)</b>	<b>21.3 (9.2–49.2)</b>
F (df) (p value) <sup>d</sup>				1.39 (2) [0.249]	8.84 (2) [ $<0.001$ ]	35.79 (2) [ $<0.001$ ]
Required medical treatment for NSSI	73	6.1	0.7	1.5 (0.4–5.2)	<b>3.1 (1.2–8.0)</b>	<b>5.8 (2.6–13.0)</b>
DSM-5 NSSI disorder	58	4.8	0.6	2.4 (0.3–23.2)	<b>11.4 (2.2–60.7)</b>	<b>30.3 (7.0–131.4)</b>
					<b>10.5 (1.9–57.5)</b>	<b>3.2 (1.4–7.3)</b>

<sup>a</sup>Prevalence estimates of candidate risk factors at college entrance among 1208 students with a history of NSSI at college entrance.

<sup>b</sup>Each cell displays the result of a separate bivariate model, including the variable specified in the row as a predictor and controlling for sex assigned at birth, with the ceased course without NSSI in college.

<sup>c</sup>Each cell displays the result of a separate bivariate model, including the variable specified in the row as a predictor and controlling for sex assigned at birth, with the repetitive course as the predicted outcome and the sporadic course as the reference group.

<sup>d</sup>Omnibus F-test to evaluate joint-significance of categorical predictors across 100 imputed datasets. w(n) = weighted number of cases, w(%) = weighted proportion, OR = Adjusted Odds Ratio, df = degrees of freedom. Significant odds ratios are shown in bold ( $\alpha = 0.05$ ).

**Table 4.** The concentration of risk for NSSI persistence patterns in different proportions of students at the highest predicted risk

% at highest predicted risk	Sporadic course: NSSI in one year		Repetitive course: NSSI in both college years		Repetitive high-frequency pattern: $\geq 5$ acts yearly	
	Sensitivity % (s.e.)	PPV % (s.e.)	Sensitivity % (s.e.)	PPV % (s.e.)	Sensitivity % (s.e.)	PPV % (s.e.)
100	100.0 (0.0)	27.9 (1.8)	100.0 (0.0)	28.5 (1.7)	100.0 (0.0)	15.6 (1.5)
90	89.8 (2.5)	40.3 (2.6)	97.2 (1.1)	43.1 (2.5)	98.1 (1.4)	29.3 (2.6)
80	80.8 (3.0)	42.4 (3.0)	94.0 (1.7)	47.2 (2.6)	96.2 (1.8)	33.0 (2.8)
70	71.1 (3.3)	44.6 (3.2)	89.9 (2.1)	51.7 (2.8)	93.9 (2.3)	37.6 (3.1)
60	60.6 (3.7)	47.0 (3.5)	85.0 (2.6)	56.9 (2.9)	90.4 (2.9)	42.9 (3.4)
50	49.7 (3.7)	49.6 (4.0)	78.5 (2.9)	62.8 (3.1)	85.6 (3.5)	49.7 (3.8)
40	38.7 (3.6)	53.2 (4.7)	69.9 (3.2)	69.5 (3.2)	79.3 (4.0)	58.4 (4.2)
30	27.8 (3.2)	58.2 (5.4)	58.7 (3.3)	77.3 (3.4)	70.4 (4.4)	69.6 (4.4)
20	17.0 (2.7)	67.9 (7.1)	44.8 (3.2)	87.0 (3.3)	56.7 (4.6)	81.8 (4.5)
10	6.8 (1.8)	80.9 (9.8)	25.7 (2.6)	95.0 (3.1)	34.9 (4.3)	93.4 (4.0)

Note: see the final integrative models with selected predictors across risk domains in online supplementary materials (Supplementary Tables S9 and S10). Model-based AUC values were 0.66 (0.02) for the sporadic course, 0.85 (0.02) for the repetitive course, and 0.91 (0.02) for repetitive high-frequency persistence. Cross-validated AUC values were 0.62 (0.03), 0.83 (0.02), and 0.88 (0.02), respectively. Sensitivity = proportion of persistent NSSI cases found among row% of responders at highest predicted risk, based on cross-validated predicted probabilities. Positive Predictive Value = probability of persistent NSSI when being among row% of responders at highest predicted risk, based on cross-validated predicted probabilities.

engage in NSSI - compared to peers without a lifetime history of NSSI - are at risk for mental illness and STB (Daukantaite et al., 2020; Hamza & Willoughby, 2016; Kiekens et al., 2021a; Wilkinson, Qiu, Neufeld, Jones, & Goodyer, 2018). Our data add that these clinical outcomes are most likely for students with persistent repetitive NSSI. According to the Interpersonal Theory of Suicide (Van Orden et al., 2010), NSSI may pose a causal risk to suicide because repeated tissue damage would prepare an individual to make a suicide attempt - potentially through mechanisms that lead to reduced pain sensitivity - by building up a capability for suicide (Willoughby, Heffer, & Hamza, 2015). While the processes that account for these associations require more investigation, we observed that up to half of suicide attempts in year three might potentially be attributable to persistent repetitive NSSI and its perpetuating factors among students with lifetime NSSI.

A primary objective of this study was to clarify psychosocial risk factors of NSSI persistence. In line with several early studies and those that focused on NSSI incidence in college (Glenn & Klonsky, 2011; Hamza & Willoughby, 2014; Kiekens et al., 2017, 2019), students with childhood-adolescent trauma, life stress, lack of support from family and friends, mental disorders, and role impairments were more likely to engage in persistent repetitive NSSI. In addition, we found that students who experience severe life stress and impairment in personal relationships during college were more likely to relapse and less likely to desist NSSI, indicating that they may still temporarily rely on self-injury for its intra- and interpersonal regulating properties (Hamza et al., 2021a; Taylor et al., 2018). Importantly, however, few predictors remained predictive of the course of NSSI persistence once NSSI thoughts and behavior were considered, which implies that questioning the recency and frequency of these NSSI characteristics might already provide clinically valuable information to gauge the risk of future NSSI.

The prospective model we developed predicted a repetitive course during the college period with good accuracy. Together with a recently developed prediction model for NSSI onset patterns (Kiekens et al., 2019), these findings suggest that web-based

screening through a virtual survey platform at college entrance might be a promising approach for detecting students at risk for a repetitive NSSI course characterized by subsequent adverse outcomes. Specifically, by focusing on the 20% at highest risk, we could effectively reach most (57%) students with a high-frequency repetitive pattern characterized by subsequent mental disorders, impairment, and STB during the following years (Mortier et al., 2017b). Furthermore, these high-risk strata would effectively include relatively few false positives (i.e. less than two out of ten students), underscoring the meaningfulness of providing interventions to those students. However, while the number of false positives remained somewhat acceptable for sporadic persistence, sensitivity was considerably lower. This might be because these students use NSSI infrequently when confronted with brief periods of intense distress, which we could not capture with the present design. Future cohort studies incorporating real-time monitoring (i.e. measurement burst designs; Nestler, 2021) could evaluate whether more fine-grained information on short-term change can improve risk detection for different NSSI profiles among young people (Kiekens, Robinson, Tatnell, & Kirtley, 2021b).

Importantly, students with less frequent NSSI should not be left without resources, as our findings show they are still at risk of future clinical outcomes. These findings align with rising calls that NSSI recovery is a non-linear process that also constitutes ongoing thoughts and ambivalence about stopping NSSI (Gray, Hasking, & Boyes, 2021; Kelada, Hasking, Melvin, Whitlock, & Baetens, 2016; Kruzan & Whitlock, 2019; Lewis & Hasking, 2020). A relevant finding was that students who desisted NSSI - in contrast to those with repetitive NSSI or a relapse - had a similar risk pattern to students who ceased NSSI, illustrating the clinical importance of working towards NSSI cessation in treatment. Although research into the prevention and treatment of NSSI has historically received relatively little attention (Cuijpers et al., 2021; Fox et al., 2020b), the study findings highlight the relevance of investigating a stepped-care model for NSSI (Plener, 2020). For instance, transdiagnostic emotion-focused interventions may be appropriate for those who engage in sporadic or low-frequency repetitive NSSI (Bentley, Nock,

**Table 5.** NSSI persistence patterns during the first two college years as predictors of 12-month outcomes during year three of college ( $n = 1208$ )

Twelve-month clinical outcomes during year three of college	Sporadic course: NSSI in one year			Repetitive course: NSSI in both college years		
	Prevalence <sup>a</sup>	Relapse pattern: NSSI only in year 2 <sup>b</sup>	Desist pattern: NSSI only in year 1 <sup>b</sup>	Low-frequency pattern: NSSI yearly, but not repetitively $\geq 5$ NSSI acts <sup>b</sup>	High-frequency pattern: $\geq 5$ acts yearly <sup>b</sup>	Repetitive v. sporadic course <sup>c</sup>
	w(n)	w(%)	s.e.	aOR (95% CI)	aOR (95% CI)	aOR (95% CI)
Major depressive disorder	239	19.8	1.6	1.4 (0.7–3.0)	1.0 (0.5–2.4)	1.7 (0.9–3.3)
Generalized anxiety disorder	445	36.8	2.7	<b>2.1 (1.2–3.6)</b>	1.5 (0.9–2.6)	<b>2.6 (1.5–4.5)</b>
Panic disorder	204	16.9	1.9	2.1 (0.9–4.9)	1.7 (0.7–3.8)	<b>3.4 (1.6–7.0)</b>
Bipolar disorder	55	4.6	0.7	6.6 (0.8–55.8)	1.7 (0.1–24.1)	2.7 (0.3–26.4)
Alcohol use disorder	174	14.4	2.0	1.4 (0.7–3.2)	1.1 (0.5–2.4)	1.5 (0.7–3.4)
Intermittent explosive disorder screen	443	36.7	2.8	<b>1.8 (1.0–3.2)</b>	1.3 (0.7–2.4)	<b>2.5 (1.4–4.3)</b>
Post-traumatic stress disorder screen	685	56.7	2.6	<b>1.8 (1.1–2.9)</b>	0.9 (0.6–1.6)	<b>1.9 (1.0–3.3)</b>
Eating disorder screen	293	24.3	2.8	1.8 (0.9–3.6)	1.4 (0.7–2.7)	<b>2.1 (1.1–4.0)</b>
Psychotic disorder screen	155	12.8	2.1	1.7 (0.7–3.8)	1.6 (0.7–3.6)	<b>2.6 (1.1–5.7)</b>
Any disorder	958	79.3	1.7	<b>2.0 (1.1–3.8)</b>	1.1 (0.6–1.8)	<b>2.9 (1.4–6.0)</b>
Number of mental disorders: None	250	20.7	1.7	(ref)	(ref)	(ref)
Exactly 1	258	21.3	1.6	1.4 (0.6–2.9)	0.9 (0.4–1.7)	1.5 (0.6–3.9)
Exactly 2	217	18.0	1.5	1.9 (0.9–4.2)	1.0 (0.5–2.1)	2.4 (0.9–6.2)
Exactly 3	186	15.4	1.5	<b>2.5 (1.0–6.3)</b>	1.1 (0.5–2.7)	<b>3.7 (1.3–10.4)</b>
3+	186	15.4	1.5	<b>4.1 (1.5–11.3)</b>	1.3 (0.5–3.6)	<b>6.8 (2.5–18.8)</b>
Role impairment:						
Home management	417	34.5	2.5	1.7 (0.8–3.5)	1.4 (0.6–3.1)	<b>2.4 (1.2–4.8)</b>
College-related and other work	340	28.2	2.4	<b>1.8 (1.1–3.2)</b>	1.0 (0.6–1.9)	<b>2.1 (1.3–3.6)</b>
Close personal relationships	303	25.0	2.4	<b>1.8 (1.0–3.4)</b>	1.3 (0.7–2.4)	<b>2.3 (1.3–4.0)</b>
Social life	417	34.5	2.5	<b>1.8 (1.0–3.2)</b>	1.2 (0.6–2.3)	<b>2.0 (1.1–3.7)</b>
Any domain	572	47.4	2.3	<b>2.0 (1.2–3.5)</b>	1.1 (0.7–2.0)	<b>2.6 (1.5–4.5)</b>
Suicidal thoughts and behaviors: None	667	55.2	2.6	(ref)	(ref)	(ref)
Suicide ideation	240	19.8	1.7	1.4 (0.7–2.8)	1.2 (0.6–2.2)	<b>2.2 (1.1–4.3)</b>



Suicide plan	258	21.4	2.1	<b>3.0 (1.5–5.9)</b>	1.8 (0.8–3.8)	<b>4.5 (2.2–9.3)</b>	<b>9.2 (4.2–19.9)</b>	<b>2.8 (1.5–5.0)</b>
Suicide attempt	43	3.6	1.1	5.6 (0.8–37.0)	2.7 (0.3–23.6)	<b>9.8 (1.6–61.0)</b>	<b>21.1 (3.1–141.8)</b>	<b>3.6 (1.1–11.8)</b>

<sup>a</sup>Prevalence estimates of 12-month clinical outcomes in year three of college among 1208 students with a history of NSSI at college entrance.

<sup>b</sup>Each cell displays the result of a separate multivariate model, including the NSSI persistence pattern specified as predictor with the ceased course without NSSI in college as the reference group, and controlling sex assigned at birth and the following 12-month covariates at baseline (college entrance): major depressive disorder, generalized anxiety disorder, panic disorder, bipolar disorder, alcohol use disorder, intermittent explosive disorder screen, post-traumatic stress disorder screen, eating disorder screen, psychotic disorder screen, borderline personality disorder screen, number of mental disorders, STB (only in the prediction of suicide ideation, plan, and attempt during year three), and severe impairment (only in the prediction of severe role impairment during year three).

<sup>c</sup>Each cell displays the result of a separate multivariate model, with the repetitive course as the outcome and the sporadic course as the reference group, and controlling sex assigned at birth and the following 12-month covariates at baseline (college entrance): major depressive disorder, generalized anxiety disorder, panic disorder, bipolar disorder, alcohol use disorder, intermittent explosive disorder screen, post-traumatic stress disorder screen, eating disorder screen, psychotic disorder screen, borderline personality disorder screen, number of mental disorders, STB (only in the prediction of suicide ideation, plan, and attempt during year three), and severe impairment (only in the prediction of severe role impairment during year three). w(%) = weighted proportion. OR = Adjusted Odds Ratio. Significant odds ratios are shown in bold ( $\alpha = 0.05$ ).

Sauer-Zavala, Gorman, & Barlow, 2017). In contrast, brief NSSI-specific interventions may serve as a first-line treatment for individuals who engage in high-frequency repetitive NSSI (Kaess et al., 2020), such that more costly specialized high-intensity therapies are available for those who need them (Steinhoff et al., 2021). Given that the benefits of screening depend on the accessibility of effective interventions, making better use of mobile technologies will also be critical within a stepped-care model for NSSI. While several digital interventions for NSSI have been developed, most have not been evaluated empirically (Arshad, Gauntlett, Husain, Chaudhry, & Taylor, 2020; see Franklin et al., 2016 for an exception). Future work in this area holds promise to help address self-injury among young people (Coppersmith et al., 2021; Kruzan, Whitlock, & Bazarova, 2021).

Limitations and future research directions

Several limitations should be considered when interpreting the study findings. First, although we observed good sample representativeness and used adequate missing data handling techniques, there remains a possibility of nonresponse bias regarding unmeasured variables. Second, we used validated screeners instead of clinical interviews, which means prevalence rates of mental disorders should be interpreted cautiously. Third, some constructs were assessed with single-item measures for evaluating a broad range of risk factors; hence, replication using more extended measures is warranted. Fourth, as we assessed the number of times people self-injured rather than days in the past year (as stated in DSM-5), future work would benefit from using the number of days as the frequency criterion. Fifth, based on the present design, it cannot be determined whether prospective associations reflect causal processes, which means that PARPs should only be understood relatively. Sixth, while we focused on stress sources in different areas of life, future studies should incorporate specific college-related stressors such as adjustment to the new environment and academic pressure. Finally, as we used sex assigned at birth, future work is also warranted to evaluate whether people with different gender identities are at higher risk of NSSI persistence. These limitations notwithstanding, the current study provides previously unavailable longitudinal information about the persistence of NSSI in college students. Perhaps the most critical finding is that while most emerging adults with a childhood-adolescent onset of NSSI continue to self-injure during their college years, it is possible to detect students at risk for repetitive NSSI persistence patterns characterized by subsequent mental disorders, impairment, and STB.

**Supplementary material.** The supplementary material for this article can be found at <https://doi.org/10.1017/S0033291722003178>.

**Acknowledgements.** The authors wish to thank the student services of KU Leuven for their assistance in data collection.

**Financial support.** This research was supported in part by grants from the Research Foundation Flanders [11N0514N (PM), 11N0516N (PM), 1114717N (GK), 1114719N (GK), 12ZZM21N (GK)] and King Baudouin Foundation [2014-J2140150-102905 (RB)]. Mark Boyes is supported by the National Health and Medical Research Council, Australia (Investigator Grant 1173043). The funding sources had no role in the design and conduct of the study; collection, management, analysis, interpretation; preparation, review, or approval of the manuscript; and decision to submit the manuscript for publication. A complete list of all World Mental Health International College Student (WMH-ICS) Initiative publications can be found at: [http://www.hcp.med.harvard.edu/wmh/college\\_student\\_survey.php](http://www.hcp.med.harvard.edu/wmh/college_student_survey.php)

**Conflicts of interest.** In the past 3 years, Dr Kessler was a consultant for Cambridge Health Alliance, Canandaigua VA Medical Center, Holmusk, Partners Healthcare, Inc., RallyPoint Networks, Inc., and Sage Therapeutics. He has stock options in Cerebral Inc., Mirah, PYM, and Roga Sciences. The other authors have no interests to declare.

**Ethical standards.** The authors assert that all procedures contributing to this work comply with the ethical standards of the relevant national and institutional committees on human experimentation and with the Helsinki Declaration of 1975, as revised in 2008.

## References

- Alonso, J., Mortier, P., Auerbach, R. P., Bruffaerts, R., Vilagut, G., Cuijpers, P., ... Kessler, R. C. (2018). Severe role impairment associated with mental disorders: Results of the WHO World Mental Health Surveys International College Student Project. *Depression and Anxiety*, 35(9), 802–814. doi:10.1002/da.22778
- American Psychiatric Association (APA) (2013). *The diagnostic and statistical manual of mental disorders* (5th ed.). Arlington, VA: American Psychiatric Association.
- Arnett, J. J. (2015). *Emerging adulthood: The winding road from the late teens through the twenties* (2nd ed.). New York: Oxford University Press.
- Arshad, U., Gauntlett, J., Husain, N., Chaudhry, N., & Taylor, P. J. (2020). A systematic review of the evidence supporting mobile-and internet-based psychological interventions for self-harm. *Suicide and Life-Threatening Behavior*, 50(1), 151–179. doi: 10.1111/sltb.12583
- Babor, T. F., Higgings-Biddle, J. C., Saunders, J. B., & Monteiro, M. G. (2001). *The alcohol use disorders identification test. Guidelines for use in primary care* (2nd ed.). Geneva, Switzerland: World Health Organization.
- Ballester, L., Alayo, I., Vilagut, G., Almenara, J., Cebria, A. I., Echeburua, E., ... Alonso, J. (2019). Accuracy of online survey assessment of mental disorders and suicidal thoughts and behaviors in Spanish university students. Results of the WHO World Mental Health- International College student initiative. *PLoS ONE*, 14(9), e0221529. doi:10.1371/journal.pone.0221529
- Bentley, K. H., Nock, M. K., & Barlow, D. H. (2014). The four-function model of nonsuicidal self-injury. *Clinical Psychological Science*, 2(5), 638–656. doi:10.1177/2167702613514563
- Bentley, K. H., Nock, M. K., Sauer-Zavala, S., Gorman, B. S., & Barlow, D. H. (2017). A functional analysis of two transdiagnostic, emotion-focused interventions on nonsuicidal self-injury. *Journal of Consulting and Clinical Psychology*, 85(6), 632–646. doi: 10.1037/ccp0000205
- Bruffaerts, R., Mortier, P., Kiekens, G., Auerbach, R. P., Cuijpers, P., Demyttenaere, K., ... Kessler, R. C. (2018). Mental health problems in college freshmen: Prevalence and academic functioning. *Journal of Affective Disorders*, 225, 97–103. doi:10.1016/j.jad.2017.07.044
- Coppersmith, D. D., Dempsey, W., Kleiman, E., Bentley, K., Murphy, S., & Nock, M. (2021). *Just-in-time adaptive interventions for suicide prevention: Promise, challenges, and future directions*. Preprint from PsyArXiv. Retrieved from <https://doi.org/10.31234/osf.io/eg9fx>.
- Cuijpers, P., Auerbach, R. P., Benjet, C., Bruffaerts, R., Ebert, D., Karyotaki, E., & Kessler, R. C. (2019). The world health organization world mental health international college student initiative: An overview. *International Journal of Methods in Psychiatric Research*, 28(2), e1761. doi: 10.1002/mpr.1761
- Cuijpers, P., Miguel, C., Ciharova, M., Aalten, P., Batelaan, N., Salemink, E., ... Karyotaki, E. (2021). Prevention and treatment of mental health and psychosocial problems in college students: An umbrella review of meta-analyses. *Clinical Psychology: Science and Practice*, 28(3), 229–244. doi: 10.1037/cps0000030
- Daukantaite, D., Lundh, L. G., Wangby-Lundh, M., Clareus, B., Bjarehed, J., Zhou, Y., ... Liljedahl, S. I. (2020). What happens to young adults who have engaged in self-injurious behavior as adolescents? A 10-year follow-up. *European Child and Adolescent Psychiatry*, 30(3), 475–492. doi:10.1007/s00787-020-01533-4
- Efron, B. (1988). Logistic regression, survival analysis, and the Kaplan–Meier curve. *Journal of the American Statistical Association*, 83, 414–425.
- Felitti, V. J., Anda, R. F., Nordenberg, D., Williamson, D. F., Spitz, A. M., Edwards, V., ... Marks, J. S. (1998). Relationship of childhood abuse and household dysfunction to many of the leading causes of death in adults. The Adverse Childhood Experiences (ACE) Study. *American Journal of Preventive Medicine*, 14(4), 245–258.
- Fox, K. R., Harris, J. A., Wang, S. B., Millner, A. J., Deming, C. A., & Nock, M. K. (2020a). Self-injurious thoughts and behaviors interview-revised: Development, reliability, and validity. *Psychological Assessment*, 32(7), 677–689. doi:10.1037/pas0000819
- Fox, K. R., Huang, X., Guzmán, E. M., Funsch, K. M., Cha, C. B., Ribeiro, J. D., & Franklin, J. C. (2020b). Interventions for suicide and self-injury: A meta-analysis of randomized controlled trials across nearly 50 years of research. *Psychological Bulletin*, 146(12), 1117–1145. doi: 10.1037/bul0000305
- Franklin, J. C., Fox, K. R., Franklin, C. R., Kleiman, E. M., Ribeiro, J. D., Jaroszewski, A. C., ... Nock, M. K. (2016). A brief mobile app reduces non-suicidal and suicidal self-injury: Evidence from three randomized controlled trials. *Journal of Consulting and Clinical Psychology*, 84(6), 544–557. doi: 10.1037/ccp0000093
- Gandhi, A., Luyckx, K., Baetens, I., Kiekens, G., Sleuwaegen, E., Berens, A., ... Claes, L. (2018). Age of onset of non-suicidal self-injury in Dutch-speaking adolescents and emerging adults: An event history analysis of pooled data. *Comprehensive Psychiatry*, 80, 170–178. doi:10.1016/j.comppsy.2017.10.007
- Gandhi, A., Luyckx, K., Maitra, S., Kiekens, G., Verschuere, M., & Claes, L. (2017). Directionality of effects between non-suicidal self-injury and identity formation: A prospective study in adolescents. *Personality and Individual Differences*, 109, 124–129. doi:10.1016/j.paid.2017.01.003
- Glenn, C. R., Jaroszewski, A. C., Milner, A., Kearns, J. C., & Nock, M. K. (2015). Nonsuicidal self-injury: Old problem, new disorder, limited data. In E. Bromet (Ed.), *Long-term outcomes in psychopathology research: Rethinking the scientific agenda*. (pp. 253–276). New York: Oxford University Press.
- Glenn, C. R., & Klonsky, E. D. (2011). Prospective prediction of nonsuicidal self-injury: A 1-year longitudinal study in young adults. *Behavior Therapy*, 42(4), 751–762.
- Gray, N., Hasking, P., & Boyes, M. E. (2021). The impact of ambivalence on recovery from non-suicidal self-injury: Considerations for health professionals. *Journal of Public Mental Health*, 20, 251–258. doi: 10.1108/JPMH-07-2020-0093
- Hamza, C. A., Goldstein, A. L., Heath, N. L., & Ewing, L. (2021a). Stressful experiences in university predict non-suicidal self-injury through emotional reactivity. *Frontiers in Psychology*, 12, 610670. doi:10.3389/fpsyg.2021.610670
- Hamza, C. A., Robinson, K., Hasking, P. A., Heath, N. L., Lewis, S. P., Lloyd-Richardson, E., ... Wilson, M. S. (2021b). Educational stakeholders' attitudes and knowledge about nonsuicidal self-injury among university students: A cross-national study. *Journal of American College Health*, 1–11. doi:10.1080/07448481.2021.1961782
- Hamza, C. A., & Willoughby, T. (2014). A longitudinal person-centered examination of nonsuicidal self-injury among university students. *Journal of Youth and Adolescence*, 43(4), 671–685. doi:10.1007/s10964-013-9991-8
- Hamza, C. A., & Willoughby, T. (2016). Nonsuicidal self-injury and suicidal risk among emerging adults. *Journal of Adolescent Health*, 59(4), 411–415. doi:10.1016/j.jadohealth.2016.05.019
- Heinze, G. (2006). A comparative investigation of methods for logistic regression with separated or nearly separated data. *Statistics in Medicine*, 25(24), 4216–4226. doi:10.1002/sim.2687
- International Society for the Study of Self-injury. (2022). What is non-suicidal self-injury? Available from: <https://www.itriples.org/basic-facts>.
- Kaess, M., Edinger, A., Fischer-Waldschmidt, G., Parzer, P., Brunner, R., & Resch, F. (2020). Effectiveness of a brief psychotherapeutic intervention compared with treatment as usual for adolescent nonsuicidal self-injury: A single-centre, randomised controlled trial. *European Child & Adolescent Psychiatry*, 29(6), 881–891. doi:10.1007/s00787-019-01399-1
- Kelada, L., Hasking, P., Melvin, G., Whitlock, J., & Baetens, I. (2016). “I do want to stop, at least I think I do”: An international comparison of recovery from nonsuicidal self-injury among young people. *Journal of Adolescent Research*, 33(4), 416–441. doi:10.1177/0743558416684954
- Kessler, R. C., Calabrese, J. R., Farley, P. A., Gruber, M. J., Jewell, M. A., Katon, W., ... Wittchen, H. U. (2013a). Composite international diagnostic interview screening scales for DSM-IV anxiety and mood disorders. *Psychological Medicine*, 43(8), 1625–1637. doi:10.1017/S0033291712002334

- Kessler, R. C., Harkness, J., Heeringa, S. G., Pennell, B. E., Zaslavsky, A. M., Borges, G., ... Nock, M. K. (2012). Methods of the world mental health surveys. In M. K. Nock, G. Borges & Y. Ono (Eds.), *Suicide: Global perspectives from the WHO world mental health surveys* (pp. 77–85). Cambridge, UK: Cambridge University Press.
- Kessler, R. C., Mickelson, K. D., Walters, E. E., Zhao, S., & Hamilton, L. (2004). Age and depression in the MIDUS survey. In O. G. Brim, C. D. Ryff, & R. C. Kessler (Eds.), *How healthy Are We? A national study of well-being at mid-life* (pp. 227–251). Chicago: University of Chicago Press.
- Kessler, R. C., Santiago, P. N., Colpe, L. J., Dempsey, C. L., First, M. B., Heeringa, S. G., ... Ursano, R. J. (2013b). Clinical reappraisal of the composite international diagnostic interview screening scales (CIDI-SC) in the army study to assess risk and resilience in servicemembers (army STARRS). *International Journal of Methods in Psychiatric Research*, 22(4), 303–321. doi:10.1002/mpr.1398
- Kessler, R. C., & Ustun, T. B. (2004). The world mental health (WMH) survey initiative version of the World Health Organization (WHO) composite international diagnostic interview (CIDI). *International Journal of Methods in Psychiatric Research*, 13(2), 93–121.
- Kiekens, G., Claes, L., Demyttenaere, K., Auerbach, R. P., Green, J. G., Kessler, R. C., ... Bruffaerts, R. (2016). Lifetime and 12-month nonsuicidal self-injury and academic performance in college freshmen. *Suicide and Life-Threatening Behavior*, 46, 563–576. doi:10.1111/sltb.12237
- Kiekens, G., Hasking, P., Boyes, M., Claes, L., Mortier, P., Auerbach, R. P., ... Bruffaerts, R. (2018a). The associations between non-suicidal self-injury and first onset suicidal thoughts and behaviors. *Journal of Affective Disorders*, 239, 171–179. doi:10.1016/j.jad.2018.06.033
- Kiekens, G., Hasking, P., Bruffaerts, R., Alonso, J., Auerbach, R. P., Bantjes, J., ... Kessler, R. C. (2021a). Non-suicidal self-injury among first-year college students and its association with mental disorders: Results from the World Mental Health International College Student (WMH-ICS) initiative. *Psychological Medicine*, 1–12. doi:10.1017/S0033291721002245
- Kiekens, G., Hasking, P., Bruffaerts, R., Claes, L., Baetens, I., Boyes, M., ... Whitlock, J. (2017). What predicts ongoing nonsuicidal self-injury?: A comparison between persistent and ceased self-injury in emerging adults. *Journal of Nervous and Mental Disease*, 205(10), 762–770. doi:10.1097/NMD.0000000000000726
- Kiekens, G., Hasking, P., Claes, L., Boyes, M., Mortier, P., Auerbach, R. P., ... Bruffaerts, R. (2019). Predicting the incidence of non-suicidal self-injury in college students. *European Psychiatry*, 59, 44–51. doi:10.1016/j.eurpsy.2019.04.002
- Kiekens, G., Hasking, P., Claes, L., Mortier, P., Auerbach, R. P., Boyes, M., ... Bruffaerts, R. (2018b). The DSM-5 nonsuicidal self-injury disorder among incoming college students: Prevalence and associations with 12-month mental disorders and suicidal thoughts and behaviors. *Depression and Anxiety*, 35(7), 629–637. doi:10.1002/da.22754
- Kiekens, G., Robinson, K., Tatnell, R., & Kirtley, O. J. (2021b). Opening the black box of daily life in nonsuicidal self-injury research: With great opportunity comes great responsibility. *JMIR Mental Health*, 8(11), e30915. doi:10.2196/30915
- Kruzan, K. P., & Whitlock, J. (2019). Processes of change and nonsuicidal self-injury: A qualitative interview study with individuals at various stages of change. *Global Qualitative Nursing Research*, 6, 1–15. doi:10.1177/2333393619852935
- Kruzan, K. P., Whitlock, J., & Bazarova, N. N. (2021). Examining the relationship between the use of a mobile peer-support app and self-injury outcomes: Longitudinal mixed methods study. *JMIR Mental Health*, 8(1), e21854. doi:10.2196/21854
- Leon, A. C., Olsson, M., Portera, L., Farber, L., & Sheehan, D. V. (1997). Assessing psychiatric impairment in primary care with the Sheehan Disability Scale. *International Journal of Psychiatry in Medicine*, 27(2), 93–105. doi:10.2190/T8EM-C8YH-373N-1UWD
- Lewis, S. P., & Hasking, P. A. (2020). Self-injury recovery: A person-centered framework. *Journal of Clinical Psychology*, 77(4), 884–895. doi:10.1002/jclp.23094
- Lewis, S. P., & Hasking, P. A. (2021). Understanding self-injury: A person-centered approach. *Psychiatric Services*, 72(6), 721–723. doi:10.1176/appi.ps.202000396
- Lewis, S. P., Heath, N. L., Hasking, P. A., Whitlock, J. L., Wilson, M. S., & Plener, P. L. (2019). Addressing self-injury on college campuses: Institutional recommendations. *Journal of College Counselling*, 22, 70–82.
- Mortier, P., Demyttenaere, K., Auerbach, R. P., Cuijpers, P., Green, J. G., Kiekens, G., ... Bruffaerts, R. (2017a). First onset of suicidal thoughts and behaviours in college. *Journal of Affective Disorders*, 207, 291–299. doi:10.1016/j.jad.2016.09.033
- Mortier, P., Kiekens, G., Auerbach, R. P., Cuijpers, P., Demyttenaere, K., Green, J. G., ... Bruffaerts, R. (2017b). A risk algorithm for the persistence of suicidal thoughts and behaviors during college. *Journal of Clinical Psychiatry*, 78(7), e828–e836. doi:10.4088/JCP.17m11485
- Nansel, T. R., Overpeck, M., Pilla, R. S., Ruan, W. J., Simons-Morton, B., & Scheidt, P. (2001). Bullying behaviors among US youth: Prevalence and association with psychosocial adjustment. *JAMA*, 285(16), 2094–2100. doi:10.1001/jama.285.16.2094
- Nestler, S. (2021). Modeling intraindividual variability in growth with measurement burst designs. *Structural Equation Modeling: A Multidisciplinary Journal*, 28, 28–39. doi: 10.1080/10705511.2020.1757455
- Nock, M. K., Holmberg, E. B., Photos, V. I., & Michel, B. D. (2007). Self-injurious thoughts and behaviors interview: Development, reliability, and validity in an adolescent sample. *Psychological Assessment*, 19(3), 309–317. doi:10.1037/1040-3590.19.3.309
- Ormel, J., Petukhova, M., Chatterji, S., Aguilar-Gaxiola, S., Alonso, J., Angermeyer, M. C., ... Kessler, R. C. (2008). Disability and treatment of specific mental and physical disorders across the world. *British Journal of Psychiatry*, 192(5), 368–375. doi:10.1192/bjp.bp.107.039107
- Plener, P. L. (2020). Tailoring treatments for adolescents with nonsuicidal self-injury. *European Child & Adolescent Psychiatry*, 29(6), 893–895. doi:10.1007/s00787-020-01523-6
- Posner, K., Brown, G. K., Stanley, B., Brent, D. A., Yershova, K. V., Oquendo, M. A., ... Mann, J. J. (2011). The Columbia-Suicide Severity Rating Scale: Initial validity and internal consistency findings from three multisite studies with adolescents and adults. *American Journal of Psychiatry*, 168(12), 1266–1277. doi:10.1176/appi.ajp.2011.10111704
- Reinert, D. F., & Allen, J. P. (2002). The Alcohol Use Disorders Identification Test (AUDIT): A review of recent research. *Alcoholism, Clinical and Experimental Research*, 26(2), 272–279.
- Robinson, K., Garisch, J. A., Kingi, T., Brocklesby, M., O'Connell, A., Langlands, R. L., ... Wilson, M. S. (2018). Reciprocal risk: The longitudinal relationship between emotion regulation and non-suicidal self-injury in adolescents. *Journal of Abnormal Child Psychology*, 47(2), 325–332. doi:10.1007/s10802-018-0450-6
- Rubin, D. B. (1987). *Multiple imputation for nonresponse in surveys*. New York, NY: John Wiley & Sons.
- Saunders, J. B., Aasland, O. G., Babor, T. F., de la Fuente, J. R., & Grant, M. (1993). Development of the Alcohol Use Disorders Identification Test (AUDIT): WHO collaborative project on early detection of persons with harmful alcohol consumption—II. *Addiction*, 88(6), 791–804.
- Schouten, B., Cobben, F., & Bethlehem, J. (2009). Indicators for the representativeness of survey response. *Survey Methodology*, 35, 101–113.
- Selig, K., Shaw, P., & Ankerst, D. (2020). Bayesian information criterion approximations to Bayes factors for univariate and multivariate logistic regression models. *International Journal of Biostatistics*, 17(2), 241–266. doi:10.1515/ijb-2020-0045
- Steinboff, A., Ribaud, D., Kupferschmid, S., Raible-Destan, N., Quednow, B. B., Hepp, U., ... Shanahan, L. (2021). Self-injury from early adolescence to early adulthood: Age-related course, recurrence, and services use in males and females from the community. *European Child & Adolescent Psychiatry*, 30(6), 937–951. doi:10.1007/s00787-020-01573-w
- Swannell, S. V., Martin, G. E., Page, A., Hasking, P., & St John, N. J. (2014). Prevalence of nonsuicidal self-injury in nonclinical samples: Systematic review, meta-analysis and meta-regression. *Suicide and Life-Threatening Behavior*, 44(3), 273–303. doi:10.1111/sltb.12070
- Swearer, S. M., & Cary, P. T. (2003). Perceptions and attitudes toward bullying in middle school youth. *Journal of Applied School Psychology*, 19(2), 63–79. doi:10.1300/J008v19n02\_05
- Taylor, P. J., Jomar, K., Dhirga, K., Forrester, R., Shahmalak, U., & Dickson, J. M. (2018). A meta-analysis of the prevalence of different functions of non-

- suicidal self-injury. *Journal of Affective Disorders*, 227, 759–769. doi:10.1016/j.jad.2017.11.073
- Turner, B. J., Helps, C. E., & Ames, M. E. (2022). Stop self-injuring, then what? Psychosocial risk associated with initiation and cessation of nonsuicidal self-injury from adolescence to early adulthood. *Journal of Psychopathology and Clinical Science*, 131(1), 45–57. doi: 10.1037/abn0000718
- van Buuren, S. (2007). Multiple imputation of discrete and continuous data by fully conditional specification. *Statistical Methods in Medical Research*, 16 (3), 219–242. doi:10.1177/0962280206074463
- Van Buuren, S., & Groothuis-Oudshoorn, C. G. M. (2011). Mice: Multivariate imputation by chained equations in R. *Journal of Statistical Software*, 45, 1–67.
- Van Orden, K. A., Witte, T. K., Cukrowicz, K. C., Braithwaite, S. R., Selby, E. A., & Joiner, Jr., T. E. (2010). The interpersonal theory of suicide. *Psychological Review*, 117(2), 575–600. doi:10.1037/a0018697
- Wilkinson, P. O., Qiu, T., Neufeld, S., Jones, P. B., & Goodyer, I. M. (2018). Sporadic and recurrent non-suicidal self-injury before age 14 and incident onset of psychiatric disorders by 17 years: Prospective cohort study. *British Journal of Psychiatry*, 212, 222–226. doi:10.1192/bjp.2017.45
- Willoughby, T., Heffer, T., & Hamza, C. A. (2015). The link between nonsuicidal self-injury and acquired capability for suicide: A longitudinal study. *Journal of Abnormal Psychology*, 124(4), 1110–1115. doi:10.1037/abn0000104
- Zanarini, M. C., Vujanovic, A. A., Parachini, E. A., Boulanger, J. L., Frankenburg, F. R., & Hennen, J. (2003). A screening measure for BPD: The McLean screening instrument for borderline personality disorder (MSI-BPD). *Journal of Personality Disorders*, 17(6), 568–573. doi:10.1521/pedi.17.6.568.25355